


LVPECL MINIATURE SMD VCXO (5.0 x 3.2 x 1.3mm)
FEATURES:

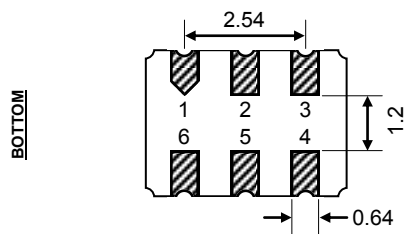
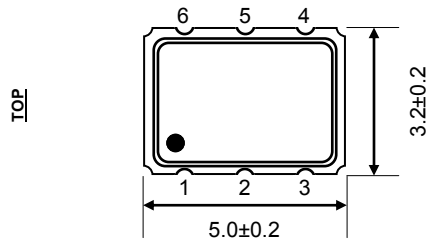
- WIDE FREQUENCY RANGE
- LOW JITTER
- EN/DISABLE AVAILABLE


■ SPECIFICATION

PARAMETER		MIN.	TYP.	MAX.	UNIT	NOTE
FREQUENCY RANGE	Fundamental	1		80	MHz	Contact for other frequency
	PLL (3.3V)	0.75		800	MHz	
FREQUENCY STABILITY		±10*	±50	±100	ppm	*Available in selected operation temp.
OPERATING TEMPERATURE RANGE		-40		85	°C	See P/N guide for other options
STORAGE TEMPERATURE RANGE		-55		125	°C	
SUPPLY VOLTAGE ±10%		2.5		3.3	V	
SUPPLY CURRENT				80	mA	
OUTPUT	LOGIC FAMILY	LVPECL				
	LOAD	50Ω				to V _{DD} - 2.0V
	LEVEL LOGIC '1' (V _{OH})	V _{DD} - 1.02V			V	
	LEVEL LOGIC '0' (V _{OL})			V _{DD} - 1.63V	V	
	SYMMETRY (DUTY CYCLE)	45	50	55	%	
	RISE AND FALL TIME (Tr/Tf)		0.3	1.0	nS	@ 20% ~ 80% Output level
	START-UP TIME			5	mS	
STAND-BY VOLTAGE	ENABLE (V _{IH})	0.7 x V _{DD}			V	Default: No connection
	DISABLE (V _{IL})			0.3 x V _{DD}	V	
FREQUENCY DEVIATION		±50	±100		ppm	See P/N guide for other options
CONTROL VOLTAGE	2.5V or 3.3V	0.2		2.3	V	
	3.3V	0.3		3.0	V	
SLOPE		Positive				
LINEARITY				10	%	
MODULATION BANDWIDTH		25			kHz	
INPUT IMPEDANCE			50		kΩ	
AGING				±3	ppm	@ 25°C + 3°C
PHASE JITTER RMS	Fundamental		0.5	1.0	pS	@ 12kHz ~ 20MHz offset
	PLL (3.3V)			4.0	pS	

Transko Electronics, Inc reserves the right to make changes to the product (s), service (s), and specification (s) described herein without notice. See "Terms of Sale" for details on our website.

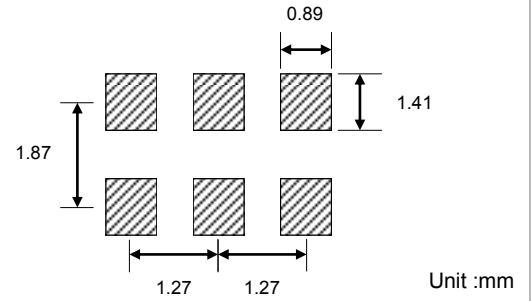
PACKAGE DIMENSIONS



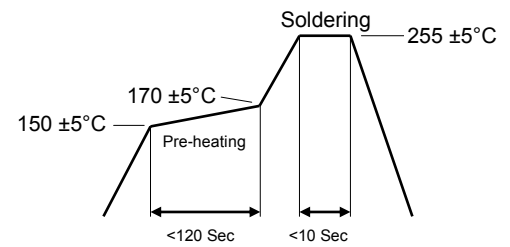
Unit:mm

Pin Configuration	
1	V _C
2	En/Disable
3	GND
4	Output
5	C-Output
6	V _{DD}

SOLDER PATTERN

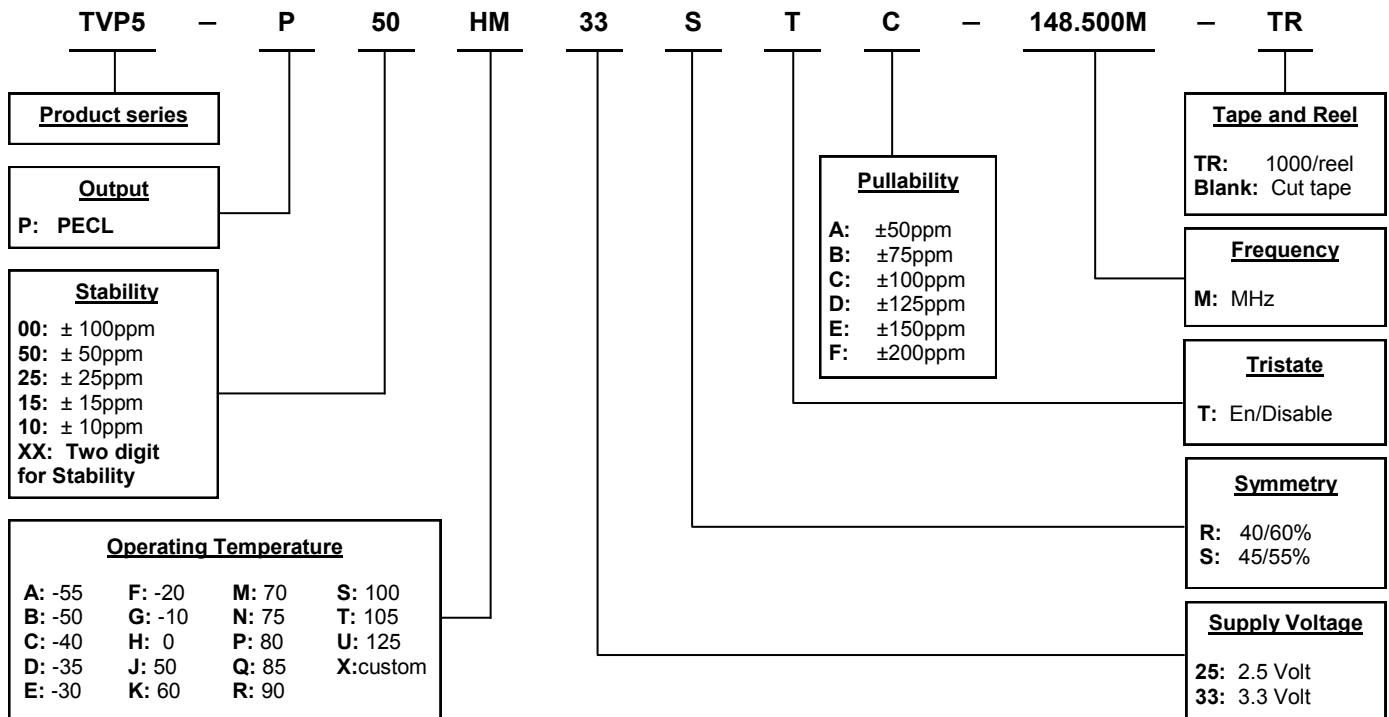


REFLOW PROFILE



Note: Consult factory for detail

PART NUMBERING GUIDE



Transko Electronics, Inc reserves the right to make changes to the product (s), service (s), and specification (s) described herein without notice. See "Terms of Sale" for details on our website.