


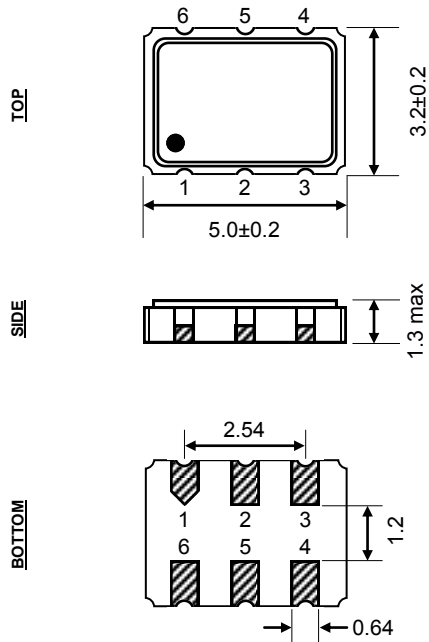
LVDS MINIATURE SMD VCXO (5.0 x 3.2 x 1.3mm)
FEATURES:

- WIDE FREQUENCY RANGE
- LOW JITTER
- EN/DISABLE AVAILABLE


■ SPECIFICATION

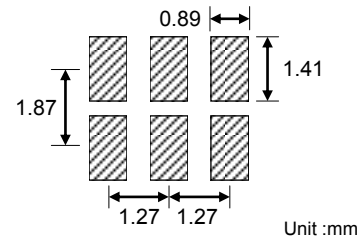
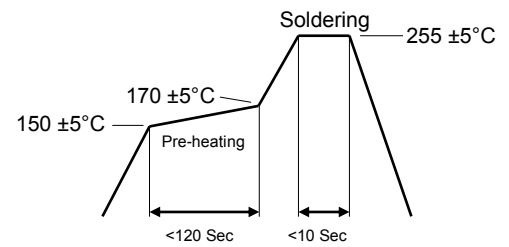
PARAMETER		MIN.	TYP.	MAX.	UNIT	NOTE
FREQUENCY RANGE	Fundamental	1		80	MHz	Contact for other frequency
	PLL (3.3V)	0.75		800	MHz	
FREQUENCY STABILITY		±10*	±50	±100	ppm	*Available in selected operation temp.
OPERATING TEMPERATURE RANGE		-40		85	°C	See P/N guide for other options
STORAGE TEMPERATURE RANGE		-55		125	°C	
SUPPLY VOLTAGE ±10%		2.5		3.3	V	See P/N guide for other options
SUPPLY CURRENT				80	mA	
OUTPUT	LOGIC FAMILY	LVDS				
	LOAD	100			Ω	Output - Complementary Output
	LEVEL LOGIC '1' (V _{OH})		1.4	1.6	V	
	LEVEL LOGIC '0' (V _{OL})	0.9	1.1		V	
	DIFFERENTIAL VOLTAGE	0.247		0.454	V	
	OFFSET VOLTAGE	1.125		1.375	V	
	SYMMETRY (DUTY CYCLE)	45	50	55	%	
	RISE AND FALL TIME (Tr/Tf)		0.3	1.0	nS	@ 20% ~ 80% Output level
	START-UP TIME			5	mS	
STAND-BY VOLTAGE	ENABLE (V _{IH})	0.7 x V _{DD}			V	Default: No connection
	DISABLE (V _{IL})			0.3 x V _{DD}	V	
FREQUENCY DEVIATION		±50			ppm	See P/N guide for other options
CONTROL VOLTAGE	2.5V or 3.3V	0.2		2.3	V	
	3.3V	0.3		3.0	V	
SLOPE		Positive				
LINEARITY				10	%	
MODULATION BANDWIDTH		25			kHz	
INPUT IMPEDANCE			50		kΩ	
AGING				±3	ppm	@ 25°C + 3°C
PHASE JITTER RMS	Fundamental		0.5	1.0	pS	@ 12kHz ~ 20MHz offset
	PLL (3.3V)			4.0	pS	

Transko Electronics, Inc reserves the right to make changes to the product (s), service (s), and specification (s) described herein without notice. See "Terms of Sale" for details on our website.

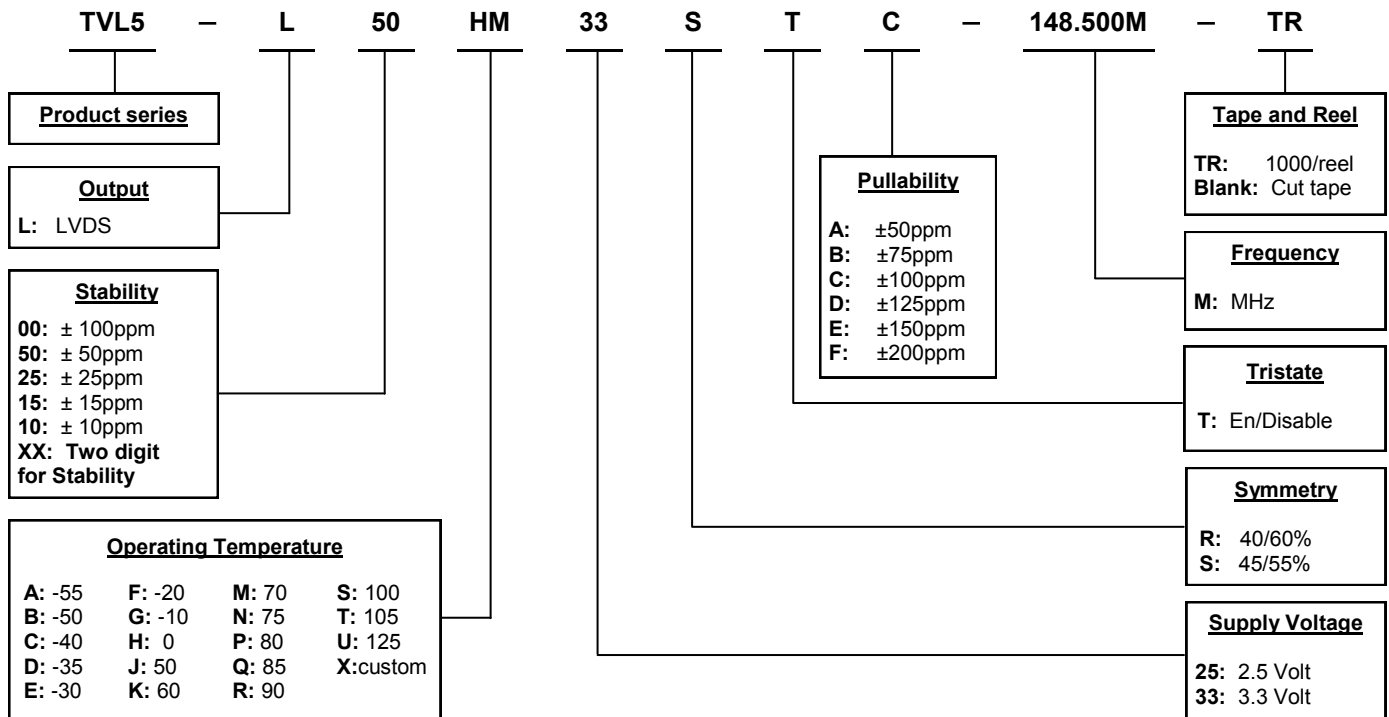
■ PACKAGE DIMENSIONS


Unit:mm

Pin Configuration	
1	V _C
2	En/Disable
3	GND
4	Output
5	C-Output
6	V _{DD}

■ SOLDER PATTERN

■ REFLOW PROFILE


Note: Consult factory for detail

■ PART NUMBERING GUIDE


Transko Electronics, Inc reserves the right to make changes to the product (s), service (s), and specification (s) described herein without notice. See "Terms of Sale" for details on our website.