

ULTRA MINIATURE SMD CMOS OSCILLATOR (3.2 x 2.5 x 1.2mm)

FEATURES:

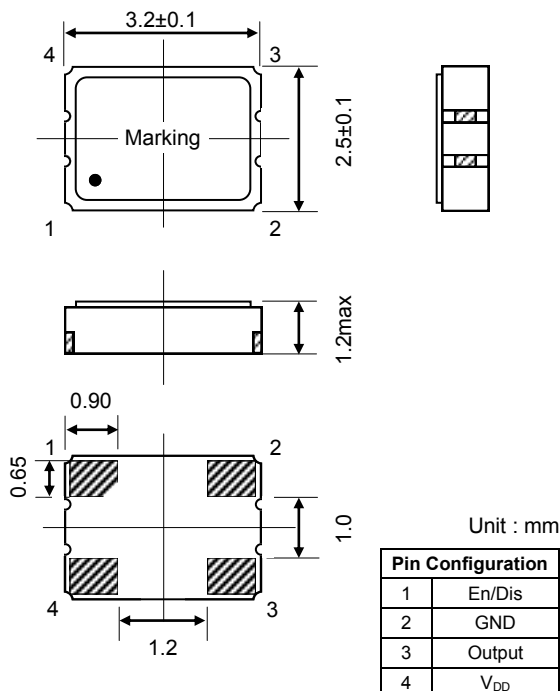
- LOW COST SMALL SMD PACKAGE
- LOW VOLTAGE/LOW CURRENT
- ENABLE / DISABLE



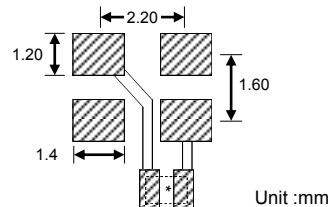
■ SPECIFICATION

FREQUENCY RANGE		25KHz ~ 156.250MHz
FREQUENCY STABILITY		±10ppm ~ ±100ppm
OPERATING TEMPERATURE RANGE		STD: 0°C ~ 70°C, Option: -40°C ~ 85°C (See P/N guide for other options)
STORAGE TEMPERATURE RANGE		-55°C ~ 125°C
SUPPLY VOLTAGE ±10%		1.0V _{DC} ~ 5.0V _{DC}
SUPPLY CURRENT		30mA max.
OUTPUT	LOGIC FAMILY	CMOS
	LOAD	15pF
	LEVEL LOGIC '1' (V_{OH})	0.9 x V _{DD} min.
	LEVEL LOGIC '0' (V_{OL})	0.1 x V _{DD} max.
	SYMMETRY(DUTY CYCLE)	STD: 40% / 60% @ 1/2V _{DD} level, Option: 45% / 55%
	RISE AND FALL TIME (Tr/Tf)	3.0nS typ. 10nS max.
START-UP TIME		10mS max.
STAND-BY VOLTAGE	ENABLE (V_{IH})	0.7 x V _{DD} ≤ V _{IH} ≤ V _{DD} or N/C
	DISABLE (V_{IL})	V _{IL} ≤ 0.3 x V _{DD}
ENABLE DELAY TIME		10mS max.
DISABLE DELAY TIME		10mS max.
AGING @ 25°C ± 3°C		±3.0ppm / 1 st year max.
PHASE JITTER RMS (12kHz ~ 20MHz)		1.0pS max.

■ PACKAGE DIMENSIONS

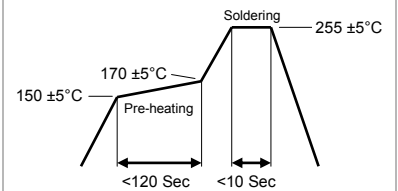


■ SOLDER PATTERN



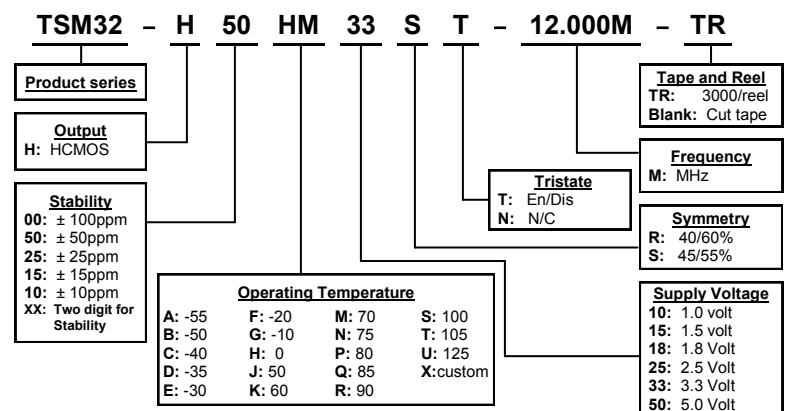
*0.01μF to 0.1μF bypass capacitor recommended

■ REFLOW PROFILE



Note: Consult factory for detail

■ PART NUMBERING GUIDE



Transko Electronics, Inc reserves the right to make changes to the product (s), service (s), and specification (s) described herein without notice. See "Terms of Sale" for details on our website.