


ULTRA MINIATURE SMD PECL OUTPUT OSCILLATOR (2.5 x 2.0 x 1.1mm)

FEATURES:

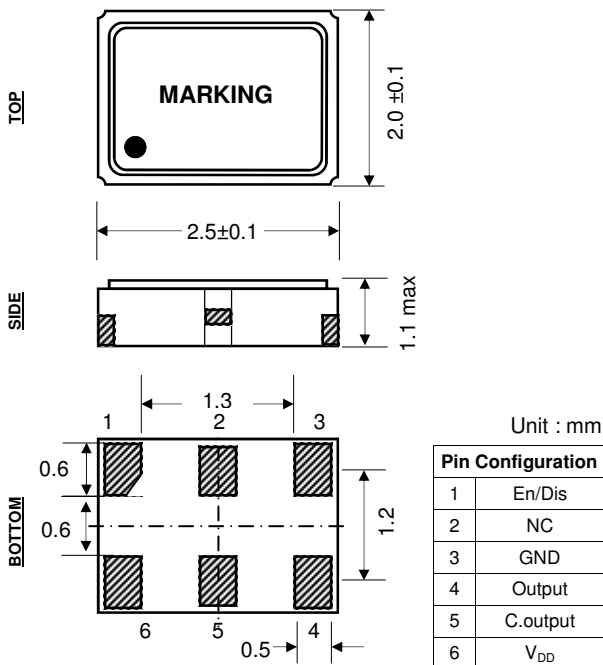
- WIDE FREQUENCY RANGE
- LOW JITTER
- EN/DISABLE PIN AVAILABLE



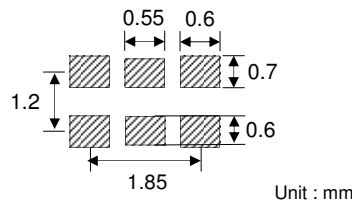
■ SPECIFICATION

| | | |
|--|---|--|
| FREQUENCY RANGE | 13.500MHz ~ 156.250MHz | |
| FREQUENCY STABILITY | STD: ±50ppm, ±10ppm ~ ±100ppm max. (See P/N guide for other options) | |
| OPERATING TEMPERATURE RANGE | STD: 0°C ~ 70°C, option: -40°C ~ 85°C (See P/N guide for other options) | |
| STORAGE TEMPERATURE RANGE | -55°C ~ 125°C | |
| SUPPLY VOLTAGE ± 10% | 2.5V _{DC} , 3.3V _{DC} | |
| SUPPLY CURRENT | 50mA max. | |
| OUTPUT | LOGIC FAMILY | LVPECL |
| | LOAD | 50Ω (into V _{DD} - 2.0V _{DC}) |
| | LEVEL LOGIC '1' (V_{OH}) | V _{DD} - 1.025V _{DC} min. |
| | LEVEL LOGIC '0' (V_{OL}) | V _{DD} - 1.620V _{DC} max. |
| | PEAK TO PEAK | 600mV min. 800mV typ. |
| | SYMMETRY(DUTY CYCLE) | STD: 40/60%, Option: 45/55% (See P/N guide for other options) |
| | RISE AND FALL TIME (Tr/Tf) | 250pS typ. 1nS max. |
| | START UP TIME | 5mS max. |
| STAND-BY VOLTAGE | ENABLE (V_{IH}) | 0.7 x V _{DD} ≤ V _{IH} ≤ V _{DD} or N/C |
| | DISABLE (V_{IL}) | V _{IL} ≤ 0.3 x V _{DD} |
| STAND-BY CURRENT (Pin#1=V_{IL}) | 10μA max. | |
| ENABLE DELAY TIME | 10mS max. | |
| DISABLE DELAY TIME | 200nS max. | |
| AGING @ +25°C ±3°C | ±3.0ppm / 1 st year max. | |
| PHASE JITTER RMS (12kHz to 20MHz) | 1.0pS max. | |

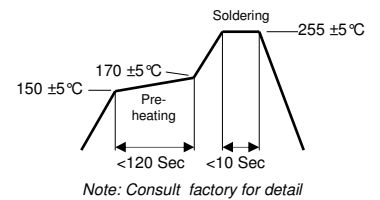
■ PACKAGE DIMENSIONS



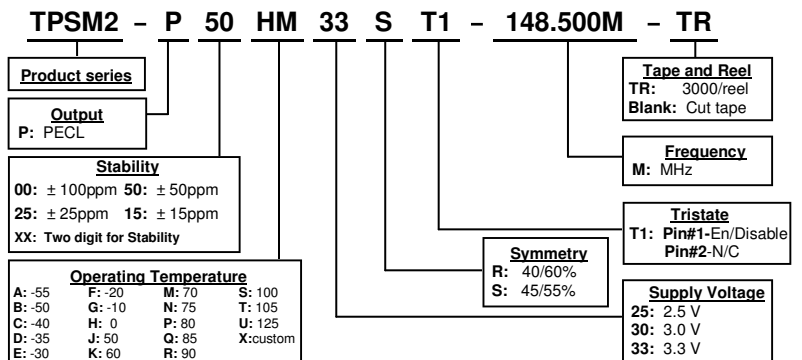
■ SOLDER PATTERN



■ REFLOW PROFILE



■ PART NUMBERING GUIDE



Transko Electronics, Inc reserves the right to make changes to the product (s), service (s), and specification (s) described herein without notice. See "Terms of Sale" for details on our website.