


## CERAMIC LVDS MINIATURE SMD OSCILLATOR (3.2 x 2.5 x 1.0mm)

### FEATURES:

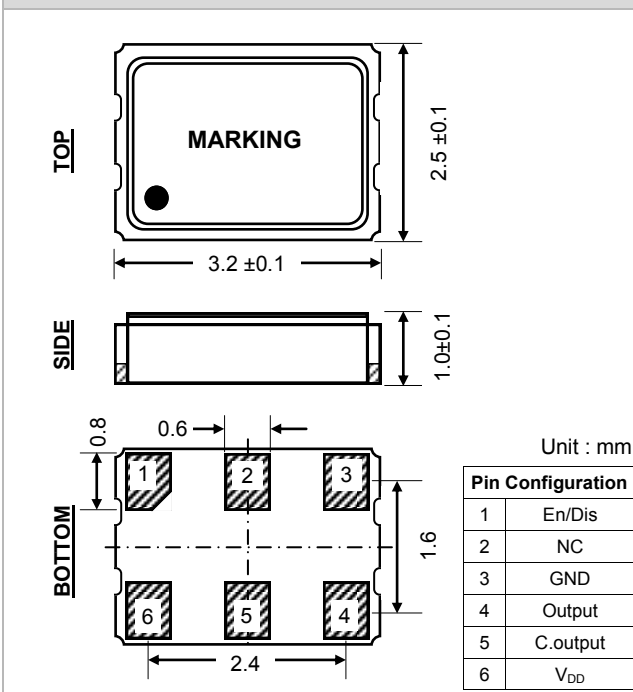
- LVDS MINIATURE SMD
- ULTRA LOW PHASE JITTER PERFORMANCE
- EN/DISABLE PIN AVAILABLE



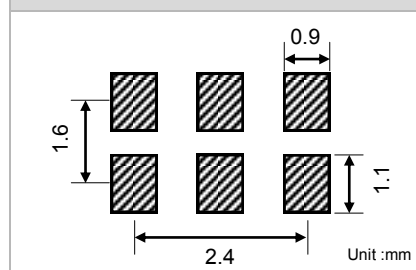
### ■ SPECIFICATION

<b>FREQUENCY RANGE</b>		13.500MHz ~ 156.250MHz
<b>FREQUENCY STABILITY</b>		±25ppm ~ ±100ppm (See P/N guide for other options)
<b>OPERATING TEMPERATURE RANGE</b>		-40°C ~ 85°C (See P/N guide for other options)
<b>STORAGE TEMPERATURE RANGE</b>		-55°C ~ 125°C
<b>SUPPLY VOLTAGE ± 10%</b>		2.5V <sub>DC</sub> ~ 3.3V <sub>DC</sub>
<b>SUPPLY CURRENT</b>		16mA typ. 45mA max.
<b>OUTPUT</b>	<b>LOGIC FAMILY</b>	LVDS
	<b>LOAD</b>	100Ω (Output - Complementary Output)
	<b>LEVEL LOGIC '1' (V<sub>OH</sub>)</b>	1.4V <sub>DC</sub> typ. 1.6V <sub>DC</sub> max.
	<b>LEVEL LOGIC '0' (V<sub>OL</sub>)</b>	1.1V <sub>DC</sub> typ. 0.9V <sub>DC</sub> min.
	<b>DIFFERENTIAL OUTPUT VOLTAGE</b>	0.25V ~ 0.450V, 0.350V typ.
	<b>OFFSET VOLTAGE</b>	1.125V ~ 1.375V, 1.25V typ.
	<b>SYMMETRY(DUTY CYCLE)</b>	STD: 40% / 60%, Option: 45% / 55%
	<b>RISE AND FALL TIME (Tr/Tf)</b>	0.2nS typ. 0.8nS max.
<b>START-UP TIME</b>	5mS typ. 10mS max.	
<b>STAND-BY VOLTAGE</b>	<b>ENABLE (V<sub>IH</sub>)</b>	0.7 x V <sub>DD</sub> ≤ V <sub>IH</sub> ≤ V <sub>DD</sub> or N/C
	<b>DISABLE (V<sub>IL</sub>)</b>	V <sub>IL</sub> ≤ 0.3 x V <sub>DD</sub>
<b>STAND-BY CURRENT (Pin#1=V<sub>IL</sub>)</b>		10μA max.
<b>ENABLE DELAY TIME</b>		2mS max.
<b>DISABLE DELAY TIME</b>		200nS max.
<b>AGING @ +25°C ±3°C</b>		±3.0ppm / 1 <sup>st</sup> year max.
<b>PHASE JITTER RMS (12kHz to 20MHz)</b>		1.0pS max.

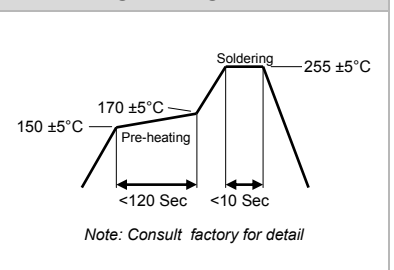
### ■ PACKAGE DIMENSIONS



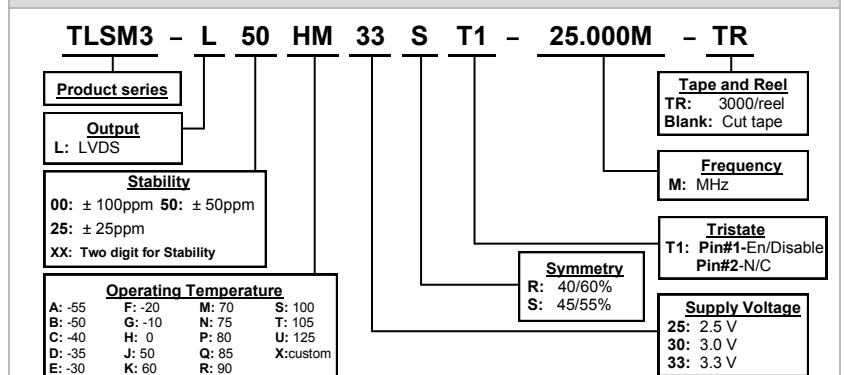
### ■ SOLDER PATTERN



### ■ REFLOW PROFILE



### ■ PART NUMBERING GUIDE



Transko Electronics, Inc reserves the right to make changes to the product (s), service (s), and specification (s) described herein without notice. See "Terms of Sale" for details on our website.