


## MINIATURE CERAMIC SMD CRYSTAL (5.0 x 3.2 x 1.2mm)

### FEATURES:

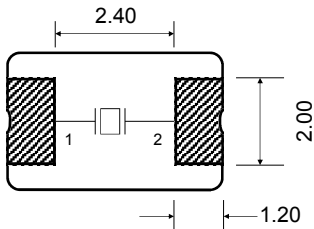

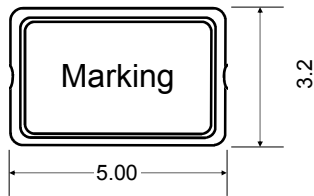
- HIGH FREQUENCY RANGE
- LOW COST SMD PACKAGE
- LOW PROFILE / SUITABLE FOR REFLOW



### ■ SPECIFICATION

FREQUENCY RANGE	7.3728MHz ~ 156.25MHz
FREQUENCY TOLERANCE @ 25°C	±10ppm ~ ±50ppm (See P/N guide for other options)
FREQUENCY STABILITY	±10ppm ~ ±50ppm (See P/N guide for other options)
OPERATING TEMPERATURE RANGE	STD: 0°C ~ 70°C, Option: -40°C ~ 85°C (See P/N guide for other options)
STORAGE TEMPERATURE RANGE	-55°C ~ 125°C
LOAD CAPACITANCE	STD: 18pF (See P/N guide for other options)
SHUNT CAPACITANCE	5.0pF max.
INSULATION RESISTANCE	500MΩ min. @ 100V <sub>DC</sub> ± 15V <sub>DC</sub>
DRIVE LEVEL	300μW max.
AGING @ 25°C ± 3°C	±3.0ppm / 1 <sup>st</sup> year max.
EQUIVALENT SERIES RESISTANCE	<b>Fundamental:</b> 7.000MHz ~ 12.000MHz: 100Ω max.    12.001MHz ~ 14.000MHz: 60Ω max. <b>Fundamental:</b> 14.001MHz ~ 20.000MHz: 50Ω max.    20.000MHz ~ 54.000MHz: 40Ω max. <b>3<sup>rd</sup> overtone:</b> 40.000MHz ~ 60.000MHz: 70Ω max. <b>5<sup>th</sup> overtone:</b> 60.001MHz ~ 156.25MHz: 60Ω max.
OPERATION MODE	Fundamental, 3 <sup>rd</sup> Overtone, 5 <sup>th</sup> Overtone

### ■ PACKAGE DIMENSIONS

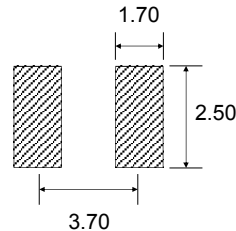


Unit : mm

#### Pin Configuration

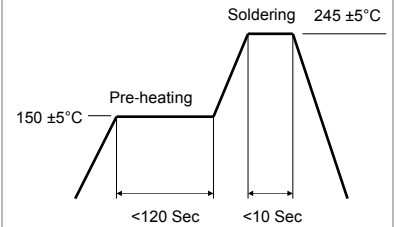
1	Xtal
2	Xtal

### ■ SOLDER PATTERN



Unit :mm

### ■ REFLOW PROFILE



Note: Consult factory for detail

### ■ PART NUMBERING GUIDE

**CS53B - F - 00 - 00 - HM - 08 - 40.000M - TR**

<b>Mode</b> F: Fundamental T: 3 <sup>rd</sup> overtone B: 5 <sup>th</sup> overtone	<b>Stability</b> 00: ± 100ppm 50: ± 50ppm 25: ± 25ppm 15: ± 15ppm 10: ± 10ppm XX: Two digit for Stability	<b>Load Capacitance</b> 08: 8pF    20: 20pF 10: 10pF    22: 22pF 12: 12pF    24: 24pF 16: 16pF    28: 28pF 18: 18pF    32: 32pF S: Series	<b>Other Options</b> TR: Tape and reel
<b>Tolerance @ 25°C</b> 00: ± 100ppm 50: ± 50ppm(standard) 30: ± 30ppm 25: ± 25ppm 10: ± 10ppm XX: Two digit for Tolerance	<b>Operating Temperature</b> A: -55    F: -20    M: 70    S: 100 B: -50    G: -10    N: 75    T: 105 C: -40    H: 0    P: 80    U: 125 D: -35    J: 50    Q: 85    X: custom E: -30    K: 60    R: 90	<b>Frequency</b> M: MHz	

Transko Electronics, Inc reserves the right to make changes to the product (s), service (s), and specification (s) described herein without notice. See "Terms of Sale" for details on our website.