

TEMPERATURE SENSING SMD CRYSTAL (2.0 x 1.6 x 0.8mm)

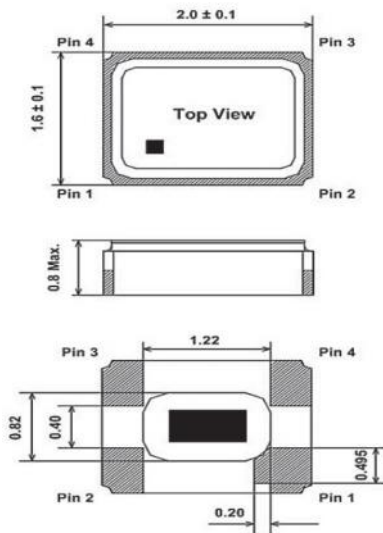
FEATURES:

- HIGH FREQUENCY STABILITY
- EXCELLENT THERMAL COUPLING
- FOR MOBILE COMMUNICATION

■ SPECIFICATION

FREQUENCY RANGE	19.200 MHz ~ 54.000 MHz	
FREQUENCY TOLERANCE @ 25°C	±10 ppm max. (See P/N guide for other options)	
FREQUENCY STABILITY	±10 ppm max. (See P/N guide for other options)	
OPERATING TEMPERATURE RANGE	-30 °C ~ 85 °C (See P/N guide for other options)	
STORAGE TEMPERATURE RANGE	-40 °C ~ 85 °C	
LOAD CAPACITANCE	8 pF, 10 pF, 12 pF (See P/N guide for other options)	
SHUNT CAPACITANCE	3 pF max.	
DRIVE LEVEL	200 µW max.	
AGING @ 25°C	±3.0 ppm / 1 st year max.	
EQUIVALENT SERIES RESISTANCE	19.200 MHz - 30.000 MHz:	100 Ω max.
	30.001 MHz - 54.000 MHz:	80 Ω max.
OPERATION MODE	Fundamental	
THERMISTOR RESISTANCE @ 25 °C	100 KΩ	
THERMISTOR B-CONSTANT @ 25 ~ 50 °C	4250	

■ PACKAGE DIMENSIONS

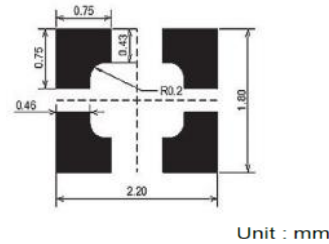


Unit : mm

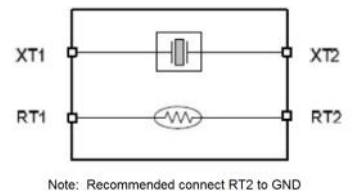
	Symbol	Function
Pin 1	XT1	XTAL Terminal 1
Pin 2	RT2	Thermistor Terminal 2
Pin 3	XT2	XTAL Terminal 2
Pin 4	RT1	Thermistor Terminal 1

Note:
Pin 2 is connected to the metal lid and thermistor
Pin 4 is connected to the thermistor only

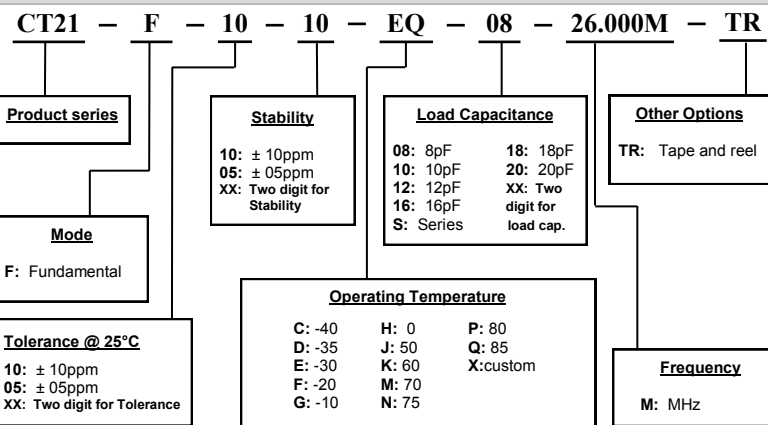
■ SOLDER PATTERN



■ BLOCK DIAGRAM



■ PART NUMBERING GUIDE



Transko Electronics, Inc reserves the right to make changes to the product (s), service (s), and specification (s) described herein without notice. See "Terms of Sale" for details on our website.