

- Wireless, RF SAW Filter
- Revision 0: February 2013

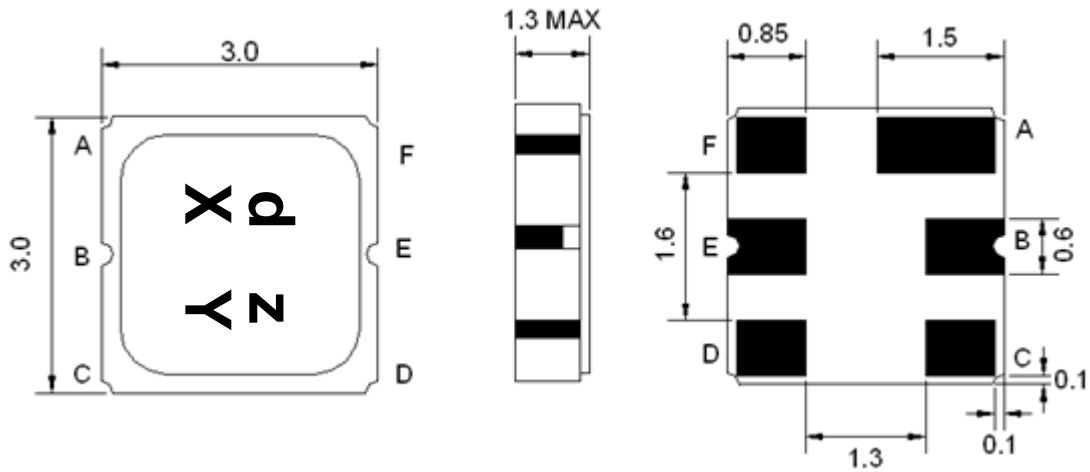
Electrical Characteristics

MAXIMUM RATINGS				
PARAMETERS DESCRIPTION	UNIT	MINIMUM	TYPICAL	MAXIMUM
Operating Temperature Range	°C	-10	-	+70
Storage Temperature Range	°C	-40	-	+85
Maximum DC Voltage	V	-	-	0
Maximum Input Power	dBm	-	-	10
Source Impedance (single ended) ⁽¹⁾	Ω	-	50	-
Load Impedance (single ended) ⁽¹⁾	Ω	-	50	-
Package type & size	S20			
Length x Width	mm ²	-	3.0 x 3.0	-
Height	mm	-	-	1.3

ELECTRICAL SPECIFICATION				
PARAMETERS DESCRIPTION	UNIT	MINIMUM	TYPICAL	MAXIMUM
Center Frequency (Fo)	MHz	-	2630.0	-
Insertion Loss within 2620.0 ~ 2640.0 MHz	dB	-	2.1	3.0
Amplitude Ripple within 2620.0 ~ 2640.0 MHz	dB _{p-p}	-	0.5	1.0
Attenuation:				
2500.0 ~ 2520.0 MHz	dB	35	46	-
2750.0 ~ 3000.0 MHz	dB	40	51	-
VSWR within 2620.0 ~ 2640.0 MHz	-	-	1.5	2.2

Notes: (1) No Matching Network

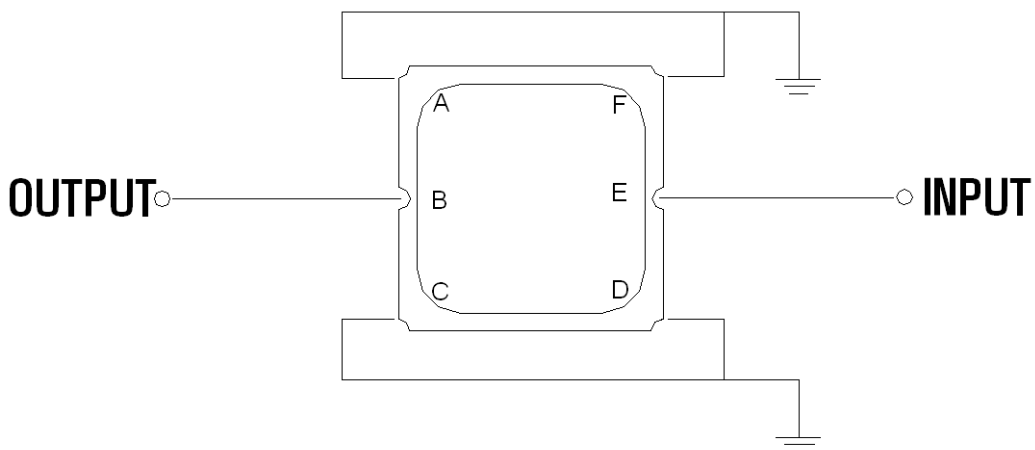
Package Dimensions



Marking Descriptions	
d	Wireless Application
z	Series Number
X	Date Code (Year)
Y	Date Code (Month)

Pin Description	
A, C, D, F	Ground
E	In or Out
B	Out or In

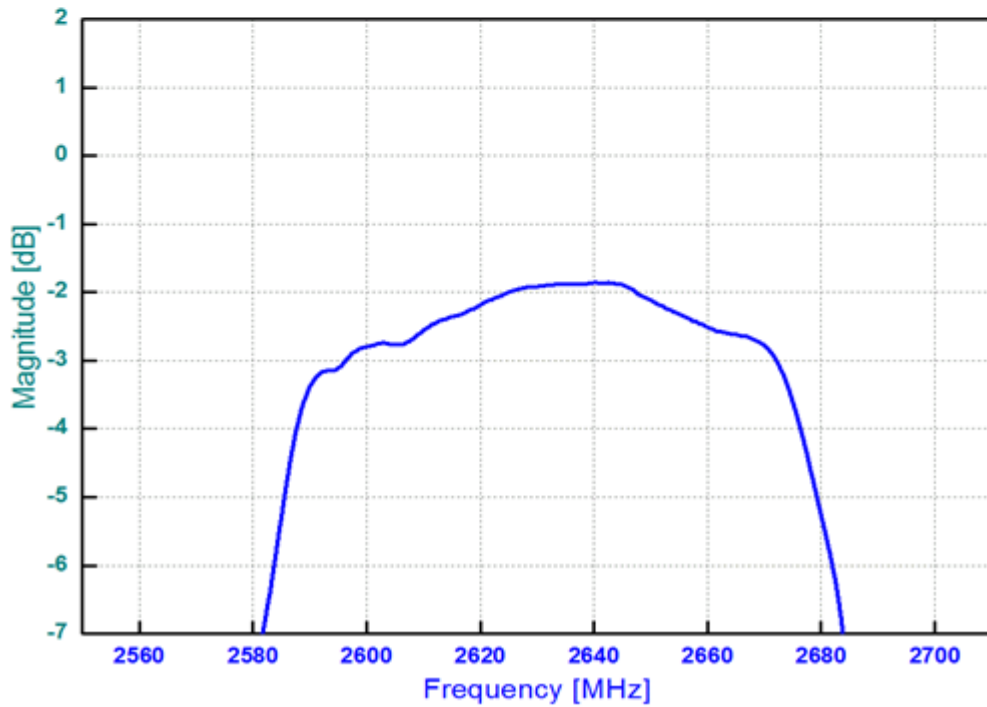
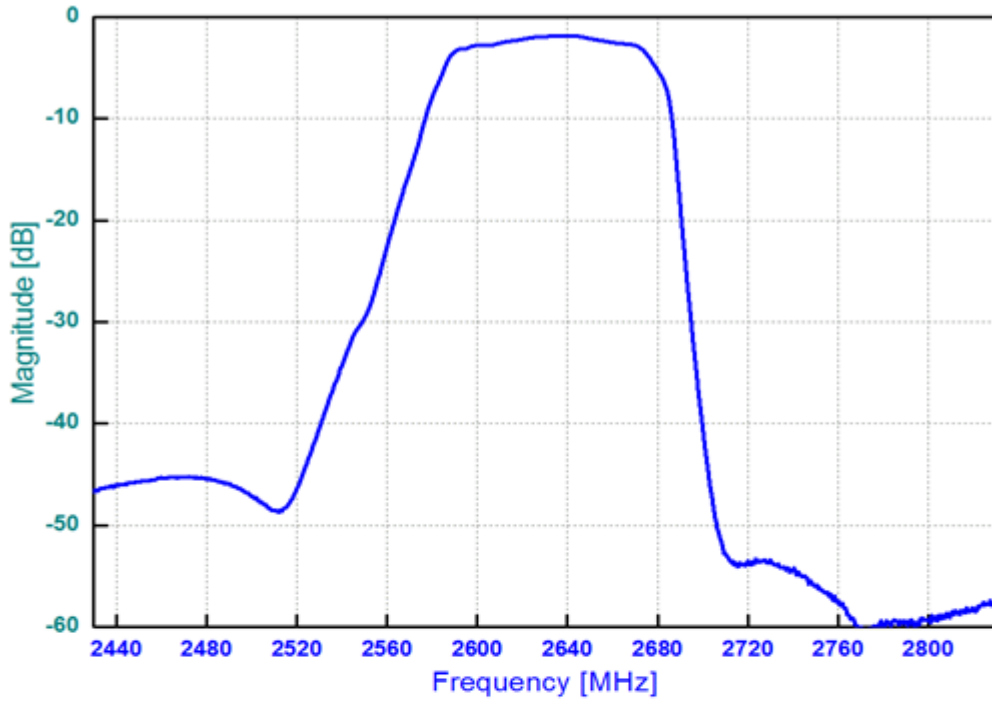
Testing Environment



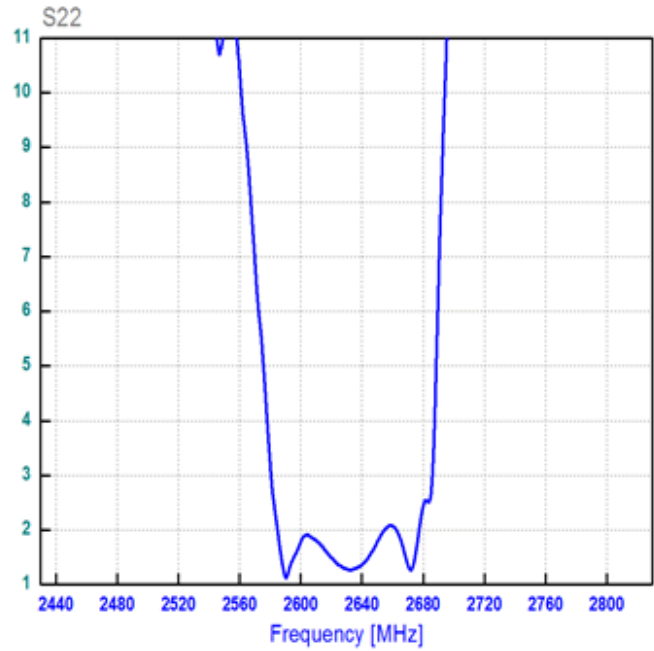
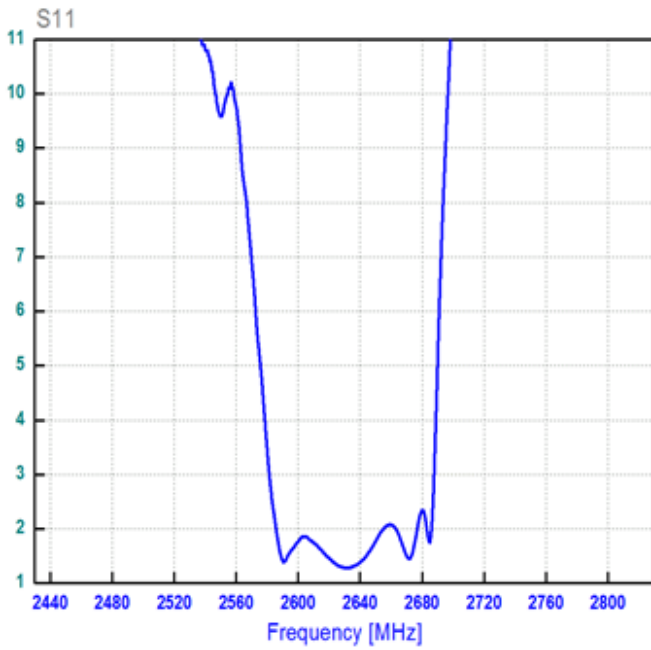
Source & Load Impedance: 50 Ω

Frequency Characteristics

Frequency Response



VSWR



Smith Chart

