

- Wireless, RF SAW Filter
- Revision 0: July 2009

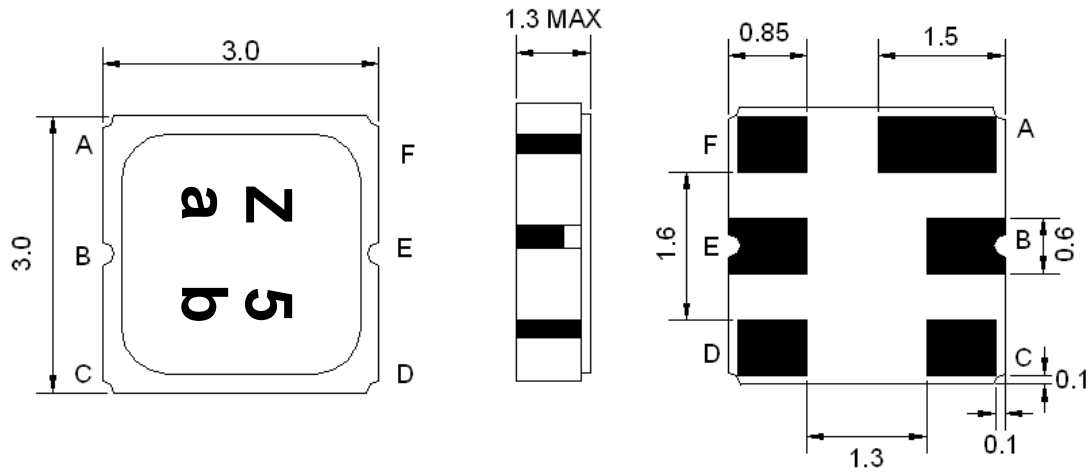
Electrical Characteristics

MAXIMUM RATING				
PARAMETERS DESCRIPTION	UNIT	MINIMUM	TYPICAL	MAXIMUM
Operating Temperature Range	°C	-40	-	+80
Storage Temperature Range	°C	-40	-	+95
Maximum DC Voltage	V	-	-	3
Maximum Input Power	dBm	-	-	10
Source Impedance (single ended) ⁽¹⁾	Ω	-	50	-
Load Impedance (single ended) ⁽¹⁾	Ω	-	50	-
Package type & size	M			
Length x Width	mm ²	-	3.0 x 3.0	-
Height	mm	-	-	1.3

ELECTRICAL SPECIFICATION				
PARAMETERS DESCRIPTION	UNIT	MINIMUM	TYPICAL	MAXIMUM
Center Frequency (Fo)	MHz	-	1315.0	-
Insertion Loss at Fo	dB	-	1.6	3.0
2dB Bandwidth	MHz	30	40	-
Amplitude Ripple within 1300.0 ~ 1330.0 MHz	dB _{p-p}	-	0.7	2.0
Attenuation:				
1000.0 ~ 1200.0 MHz	dB	30	38	-
1200.0 ~ 1275.0 MHz	dB	35	40	-
1355.0 ~ 1365.0 MHz	dB	40	65	-
1365.0 ~ 1600.0 MHz	dB	35	42	-
VSWR within 1300.0 ~ 1330.0 MHz	-	-	1.4	2.2

Notes: (1) No Matching Network (Ref. Testing Environment Circuit as shown below).

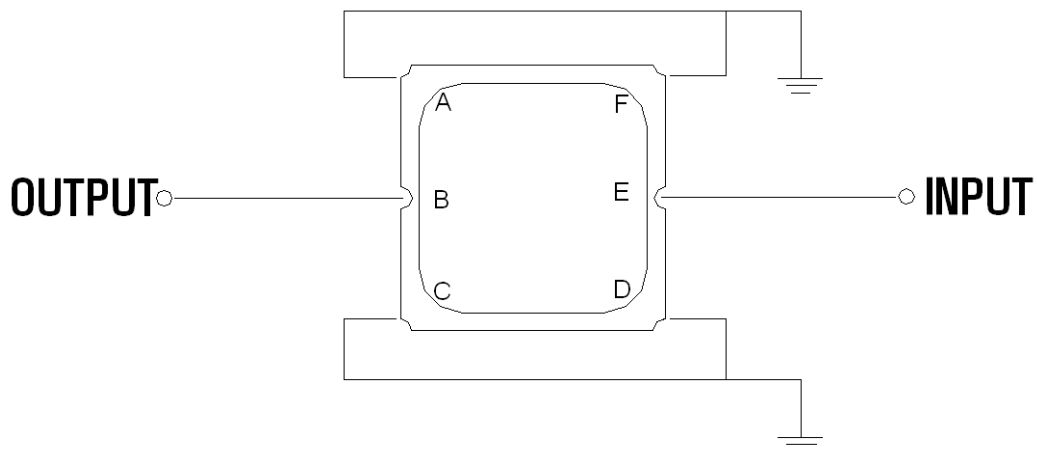
Package Dimensions



Marking Descriptions	
Z	Wireless Application
5	Series Number
a	Date Code (Year)
b	Date Code (Month)

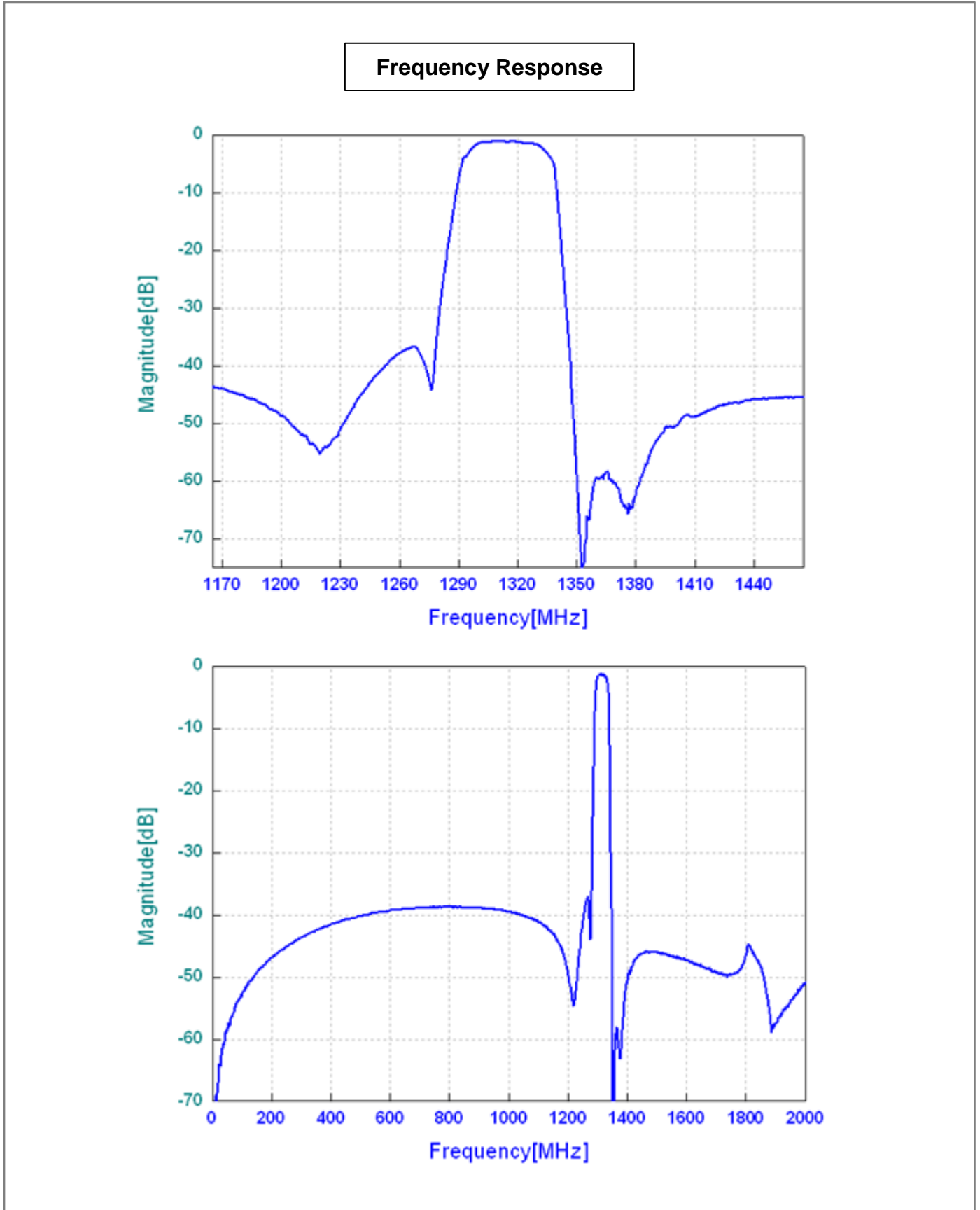
Pin Description	
A, C, D, F	Ground
E	In or Out
B	Out or In

Testing Environment

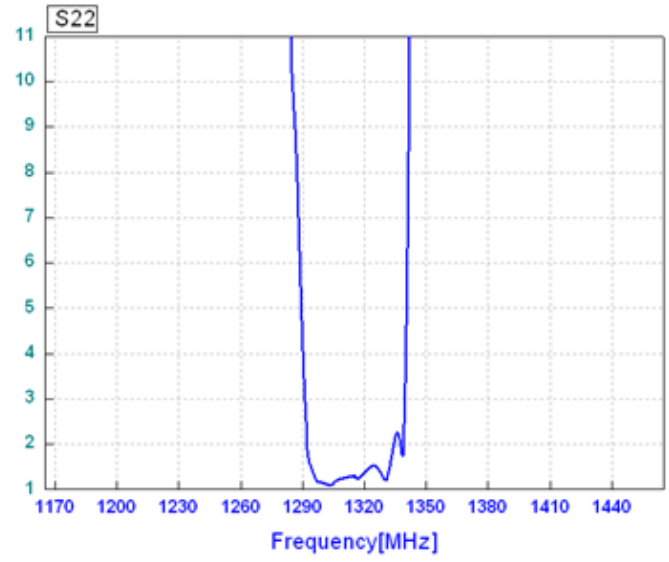
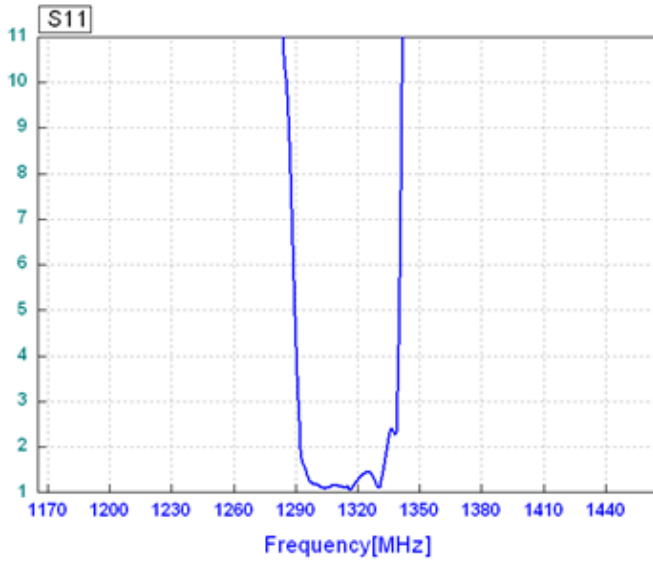


Source & Load Impedance: 50 Ω

Frequency Characteristics



VSWR



Smith Chart

