


TCXO/VCTCXO THROUGH HOLE (20.0 x 20.0 x 10.0mm)

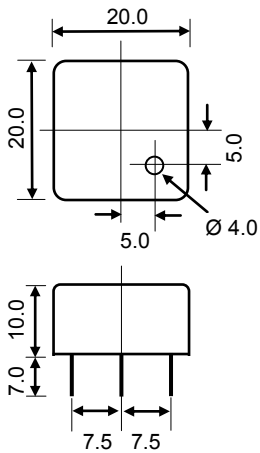
FEATURES:

- WIDE FREQUENCY RANGES
- TIGHT STABILITY AVAILABLE
- STANDARD PACKAGE



MODEL		TX - C	
FREQUENCY RANGE		1.000MHz ~ 200.000 MHz	
FREQUENCY STABILITY	vs. OPERATING TEMPERATURE	± 0.5ppm ~ ±10ppm (Refer to P/N Guide Below)	
	vs. VOLTAGE ±5%	±0.3 ppm max.	
	vs. LOAD ±10%	±0.2 ppm max.	
AGING		±1ppm max / year	
OPERATING TEMPERATURE		Up to -40°C ~ +85°C (Refer to P/N Guide Below)	
STORAGE TEMPERATURE		-55°C ~ +125°C	
OUTPUT	TYPE	CMOS / TTL (Option R & S)	Clipped sinewave (Option P)
	LOAD	15pF / TTL 2	10KΩ // 10pF
	LEVEL	CMOS / TTL Comp.	1V p-p min (5V) 0.8V p-p min (3.3V)
SUPPLY	CURRENT	30 mA Max.	2.0 mA Max.
	VOLTAGE	5 V ±5% (Standard) or 3.3V ±5% (Option Z)	
FREQ. ADJUSTMENT		± 3 ppm min via Mechanical Trimmer	
VC OPTION (VTXOnly)	PULLABILITY	±5ppm or ±10ppm (Higher Pullability Available)	
	CONTROL VOLTAGE	2.5V ±2.0V (5V Supply) 1.65V ±1.5V (3.3V Supply)	

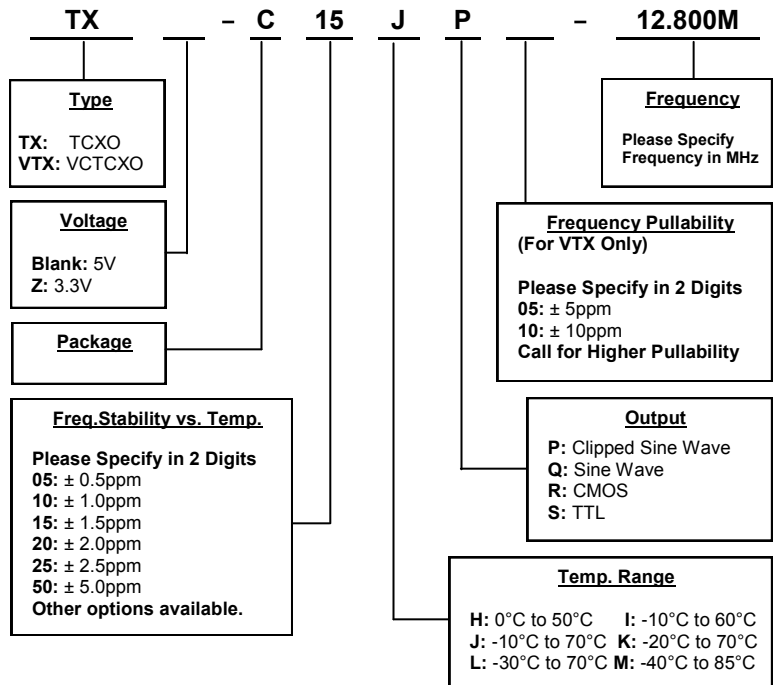
PACKAGE DIMENSIONS



* pin #4 absent on package C3

PACKAGE CODE				
Pin	C3	C4	C7	C8
1	N.C	GND	N.C	GND
2	GND	GND	GND	V _C
3	Output	V _{DD}	V _{DD}	V _{DD}
4	*	Output	Output	Output
5	V _{DD}	N.C.	GND	GND

PART NUMBERING GUIDE



Transko Electronics, Inc reserves the right to make changes to the product (s), service (s), and specification (s) described herein without notice. See "Terms of Sale" for details on our website.